



AOS POWER



Atlantic Maritime Group FZE

www.atlanticnavigation.com

GENERAL PARTICULARS

Year of Build / Place : 2012 / China
 IMO Number : 9647837
 Call Sign : HP2866
 Flag / Port of Registry : Panama / Panama
 Class : BV
 Notation : | \boxtimes Hull \boxtimes Mach, Tug
 Fire Fighting Ship 1 - Water Spraying,
 Special service – Anchor Handling
 Unrestricted Navigation
 GRT : 1238 / 371
 Vessel Manager : Atlantic Maritime Group

DIMENSIONS

Length OA : 45.00 m
 Length BP : 41.79 m
 Breadth : 15.00 m
 Depth : 6.75 m
 Draft (Maximum) : 5.55 m
 Displacement @ Max. Draft : 2293.28 T
 Deadweight @ Max. Draft : 998.40 T
 Lightship : 1294.92 T

MACHINERY

Main Engine : 2 x Wartsila 6L26A2 @ 1000 RPM;
 Total: 5470 BHP; 4080 kW
 Gear Box / Azimuth : Z-drive LIPS CS250 – S / WN – K
 Main Generator : 3 x Caterpillar C18 @ 1800 RPM;
 546.50 kW (Each), 625 kVA, 440 V, 60 Hz
 Emergency Generators : 1 x Cummins CCFJ95Y-KC @ 1800 RPM
 95 kW, 440 V, 60 Hz
 Propellers : 2 x Azimuth; CPP
 Bow Thrusters : 1 x Kawasaki KT 55B3, 400 kW, 8 T, CPP

FIRE FIGHTING & SAFETY EQUIPMENT

Fi-Fi Pumps : 2 x 1425 m³ / hr @ 120 m Head
 Fi-Fi Monitors : 2 x 1200 m³ / hr with Remote Control
 Fixed CO2 System : In Engine Room, Galley and Paint Locker
 Rescue Boat & Davit : 1 x 6 Pax (Open Type) & 21 KN Single Arm Davit
 Life Rafts : 4 x 20 Pax (Inflatable – Throw Type)
 Life Buoys : 8 Nos
 Fire Hydrants : 14 Nos
 Life Jackets : 31 Nos

DECK MACHINERY & EQUIPMENT

Deck Crane : 1 x Deck Mounted, Slewing Jib,
 Telescopic Boom Crane; Mounted on Mezzanine Deck
 4.25 MT @ 8.4 m; 2.33 MT @ 12.7 m; 1.5 MT @ 17 m
 Windlass : 1 x Cargotec; Hydraulic; 3.4 Tons @ 15 m / min
 Double Gypsies with Double Warring Ends &
 forward tow winch with Polypropylene rope
 Capstans : 2 x Cargotec; Hydraulic; 10 T @ 15 m / min
 Anchors : 2 x 750 KG AC- 14, HPP Anchor
 Chains : 11 Shackle each side, Total length 605 m x 28 mm
 Anchor Handling / Towing Winch : 1 x Cargotec; Hydraulic Driven; Double Drum Waterfall
 Line Pull – 150 T @ 8 m / min & Brake Holding @ 250 T
 Tugger Winch : 2 x Cargotec; Hydraulic Driven; 15 T Each @ 20 m /
 min
 Shark Jaw : Hydraulic Operated Karm Fork; SWL – 250 T
 Towing Pin : H – Bits; Max. Line Load – 220 T
 Stern Roller : 1 x 250 MT; 5.5 m (Length) x 2 m (Diameter)

CAPACITIES & PERFORMANCE


Fresh Water Tank : 113.20 m³
 Fuel Oil Tank : 523.40 m³
 Drill Water Tank : 137.60 m³
 Fresh Water Ballast Tank : 144.30 m³
 Foam Tank : 20.60 m³
 Dispersant Tank : 14.70 m³
 Bilge Pump : 2 x 40 m³ / hr @ 20 m Head
 Drill Water / Ballast Pump : 1 x 100 m³ / hr @ 70 m Head
 Fire / GS Pump : 1 x 100 m³ / hr @ 70 m Head
 Fresh Water Cargo Pump : 1 x 100 m³ / hr @ 70 m Head
 Cargo Fuel Oil Pump : 1 x 100 m³ / hr @ 70 m Head
 Deck Cargo Space : 150 m²
 Design Deck Load : 10 T / m²
 Deck Cargo Capacity : 150 T
 Speed : 12.0 knots
 Fuel Consumption : 10.50 m³ / day @ CSR
 17.00 m³ / day @ MCR
 Bollard Pull : 70.20 MT
 Starting / Service Air Compressor : 2 x 42 m³ / hr; Working @ 30 bar / Max – 40 bar
 Sewage Treatment Plant : 25 Persons
 Oily Water Separator : USHC -05; Supply Pump – 1 x 0.5 m³ / hr
 Fresh Water Maker : SW 10T, capacity – 10 T / day
 Chiller & Freezer : 1 Month for 25 Persons
 Dispersant System : Available
 Deluge System : Available
 Power Supply Sockets (Deck) : 2 x 415 V @ 32 A

NAVIGATION & COMMUNICATION EQUIPMENT


Fixed VHF : 2 x Furuno – FM – 8800S
 Portable GMDSS VHF Radio : 3 x Samyung – STV 160
 Portable VHF Radio : 4 x Entel
 MF/ HF/ DSC : 1 x Furuno – FS – 2571C
 Navtex : 1 x Furuno – NX – 700 B
 Auto Pilot : 1 x Anschutz Nauto Pilot NP 60
 Magnetic Compass : 1 x Saura SR 165
 Gyro Compass : 1 x Anschutz STD 22
 AIS : 1 x Furuno – FA – 150
 GPS : 1x Furuno – GP – 150
 SSAS : 1 x Furuno – Felcom 16
 GMDSS : Area A1 + A2 + A3
 Inmarsat C : 1 x Furuno – Felcom 15
 NBDP : 1x Furuno – IB – 583
 Radar X band (ARPA) : 1x Furuno (X Band) – FAR 21 x 7
 Radar X band : 1x Furuno 1945
 EPIRB : 1 x ACR / RBL – 37
 SART : 2 x Samyung – SAR 9
 Intercom / P.A System : Jotron Phontech 1601
 Satcom : Mini V – Sat Broadband

ACCOMMODATION

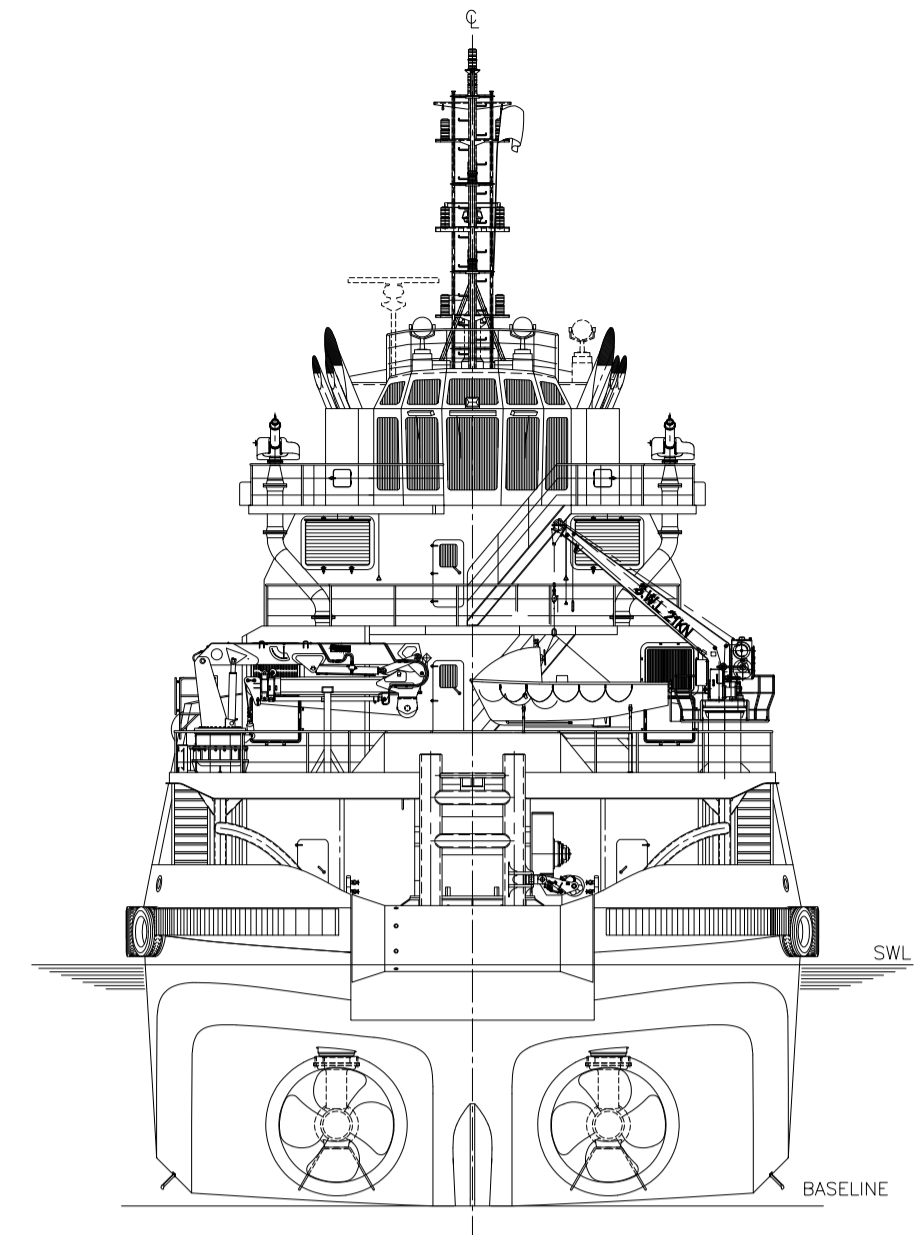
1 Man Cabin : 5 Nos
 2 Man Cabin : 4 Nos
 4 Man Cabin : 3 Nos
 Total : 25 Person
 Mess Room : 1 No
 All Cabins are Fully Air Conditioned



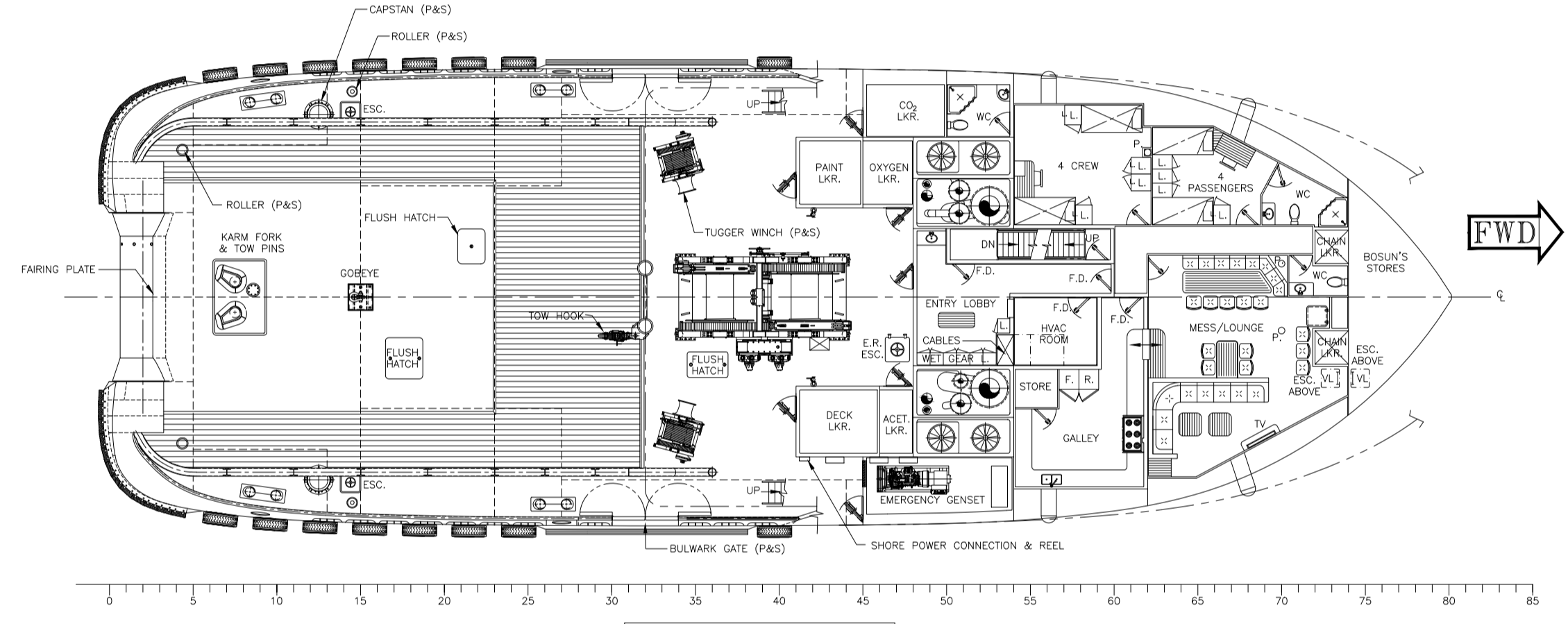
PROFILE VIEW



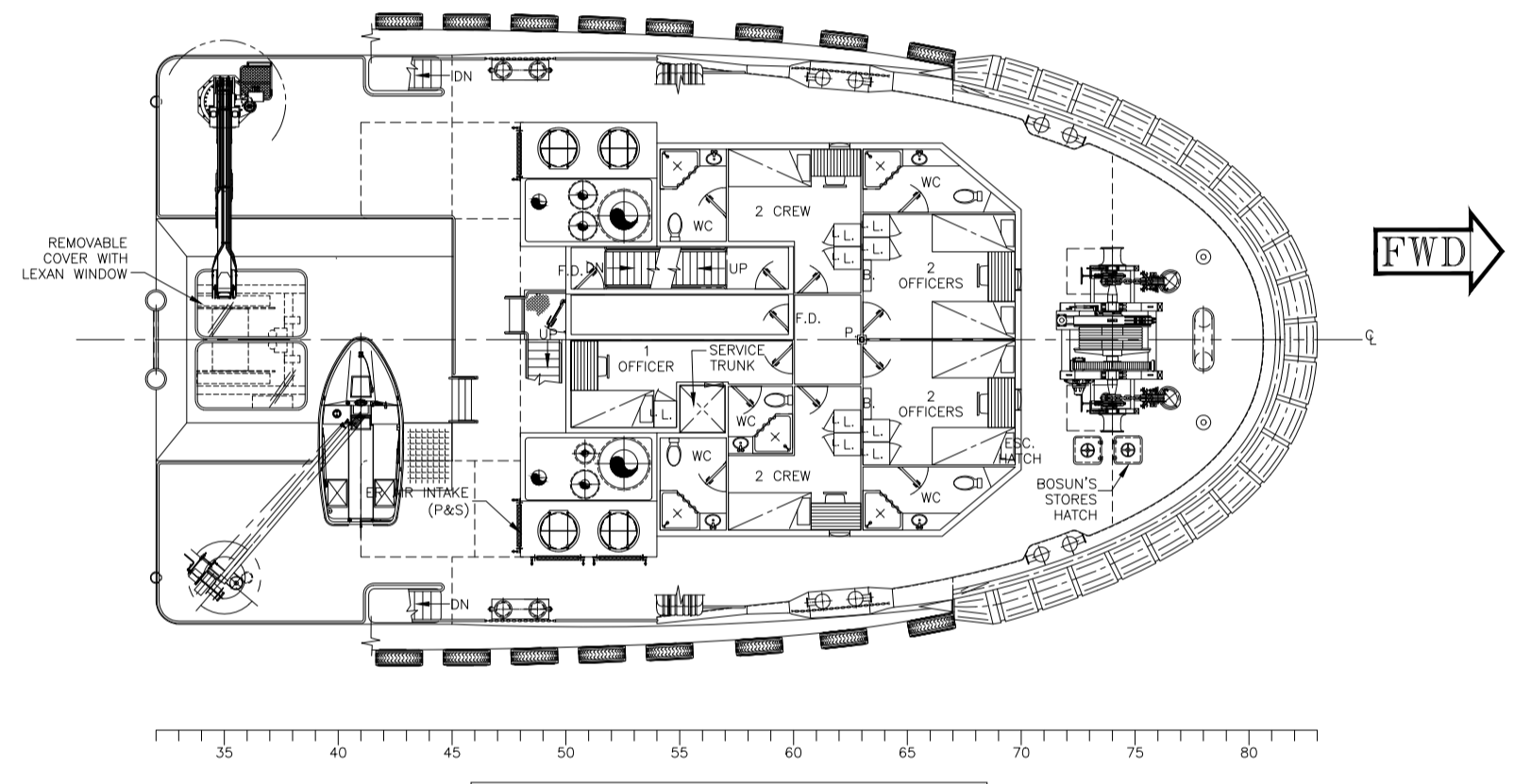
BOW VIEW



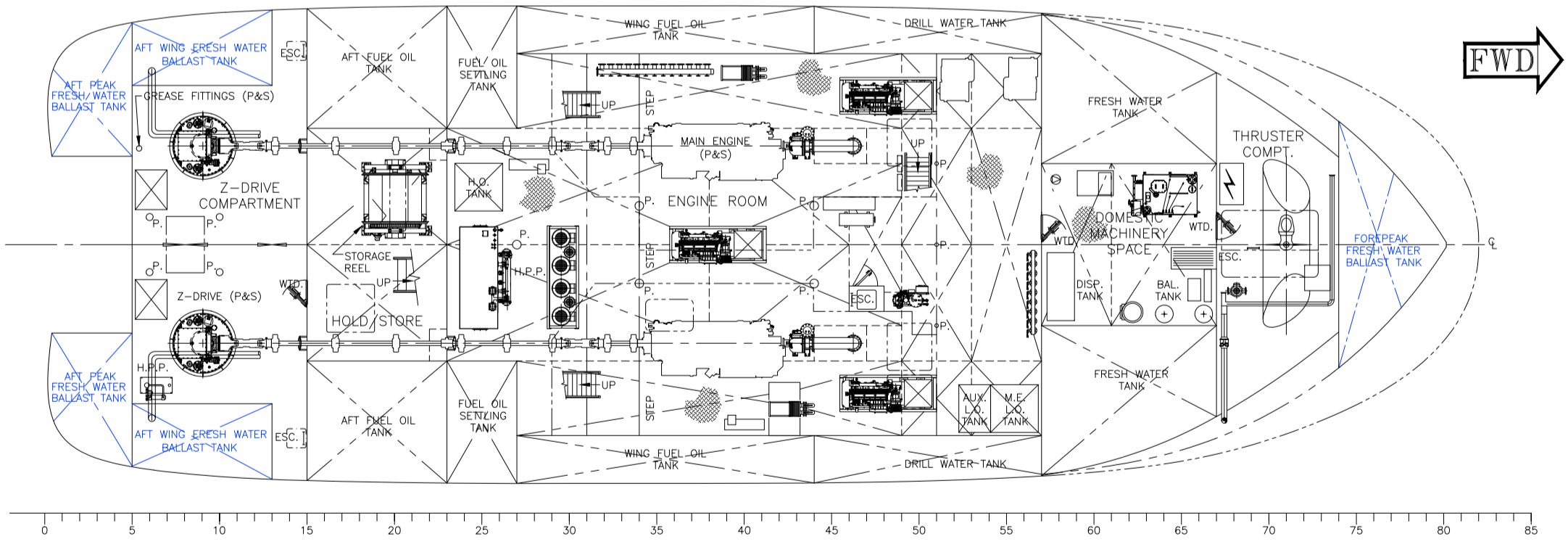
STERN VIEW



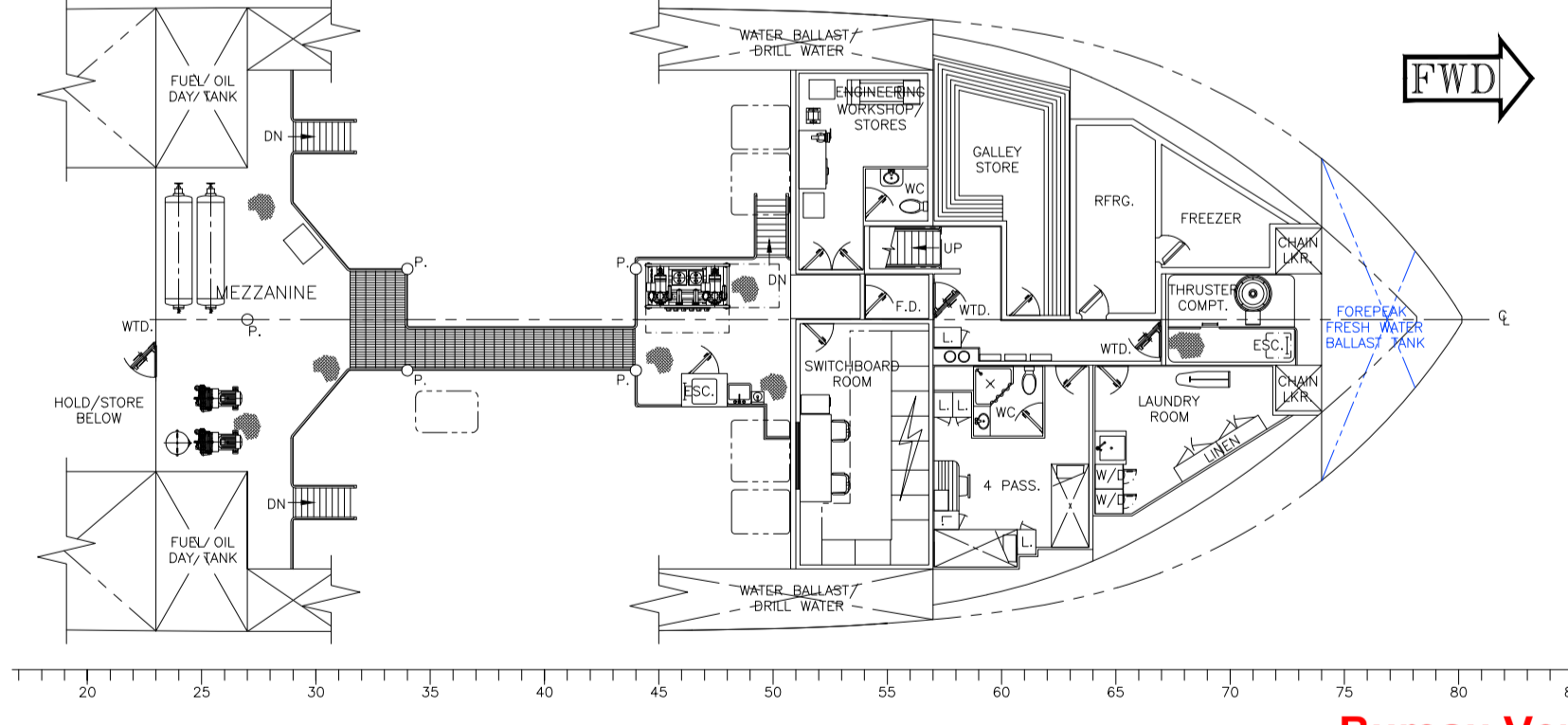
MAIN DECK PLAN



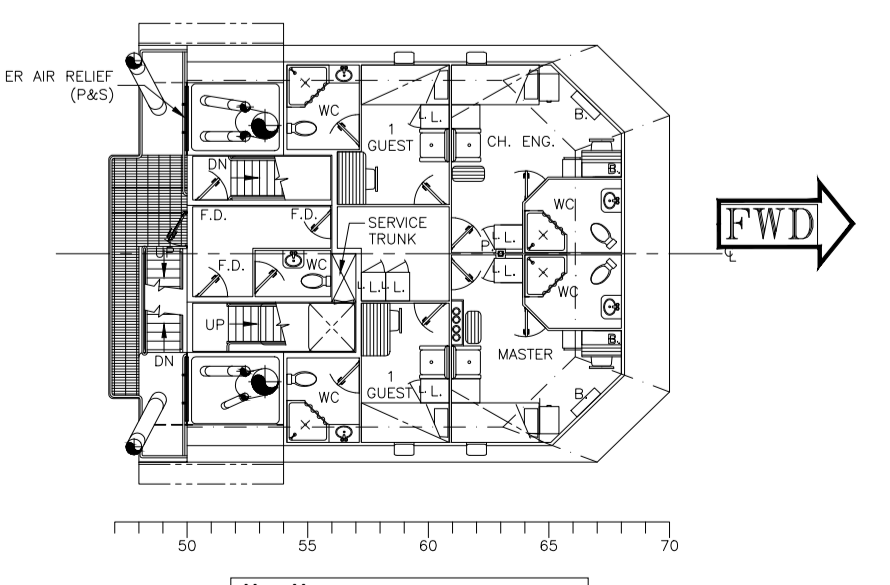
FORECASTLE DECK PLAN



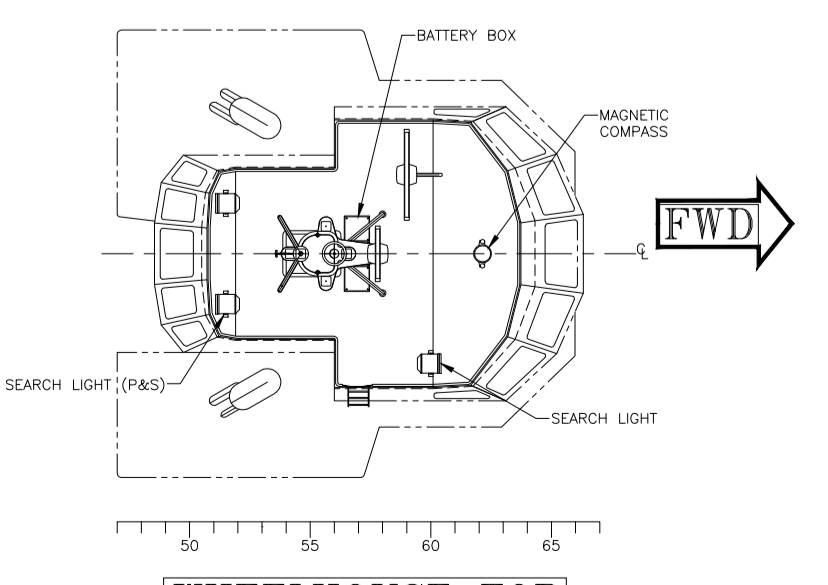
HOLD PLAN



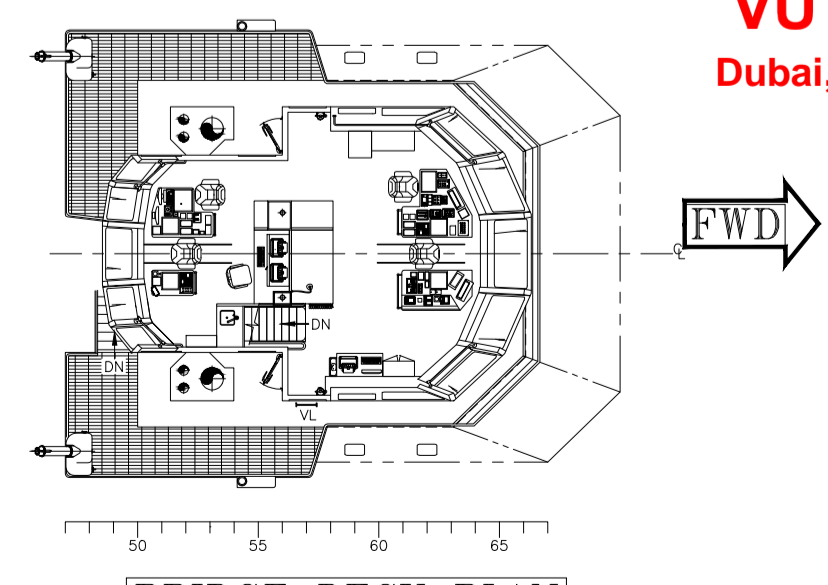
LOWER DECK PLAN



"A" DECK PLAN



WHEELHOUSE TOP



BRIDGE DECK PLAN

GENERAL NOTES:

[01] ALL DIMENSIONS ARE IN mm UNLESS SPECIFIED OTHERWISE

AOS POWER

IMO : 9647837
 Official No : 11072
 The Flag : Saint Vincent & The Grenadines
 Port of registry : Kingstown

PARTICULARS	
LENGTH, OVERALL	45.00 M
LENGTH, WATERLINE	43.00 M
BEAM, MOULDED	15.00 M
DEPTH, MOULDED	6.75 M
SUMMER LOADLINE DRAFT	5.55 M
SPEED	12.5 KNOTS
BOLLARD PULL	67.5 TONNES MIN. (AHEAD)
	58 TONNES MIN. (ASTERN)

CAPACITIES	
FUEL OIL	527 M ³
POTABLE WATER	113 M ³
FOAM	21 M ³
DISPERSANT	14 M ³
DECK CARGO	150 TONNES
COMPLEMENT	25

CLASS NOTATION:
 BUREAU VERITAS

★ HULL ★ MACH. TUG SPECIAL SERVICE.
 ANCHOR HANDLING, FIRE-FIGHTING 1 +
 + WATERSPRAY, UNRESTRICTED NAVIGATION

REFERENCE DRAWINGS

SL	DRAWING NO.	TITLE
1	GMG30000	GENERAL ARRANGEMENT

REVISION HISTORY

REV	DATE	DESCRIPTION	BY	CHKD.	APPD.
A	08-03-2022	ISSUED FOR APPROVAL	AKC	MA	JS

CLIENT:

PROJECT: **AOS POWER**
 TITLE: **GENERAL ARRANGEMENT**

اوشين تيك سولوشنز
 OCEAN TECH SOLUTIONS
 CHOICE OF SOLUTIONS
 P.O. Box. 513745, SAF Zone
 Z-51, Sharjah, UAE
 Tel. : +971 6 538 6233
 Web : www.oceantechuae.com
 Email : oceantech@oceantechuae.com

DRAWN BY	CHECKED BY	APPROVED BY	DATE	SIZE
AKC	MA	JS	08/03/2022	A1
SCALE	DRAWING NUMBER	SHT. No.	REV.	
1 : 175	EN-159-14-GA-001	1 OF 1	A	

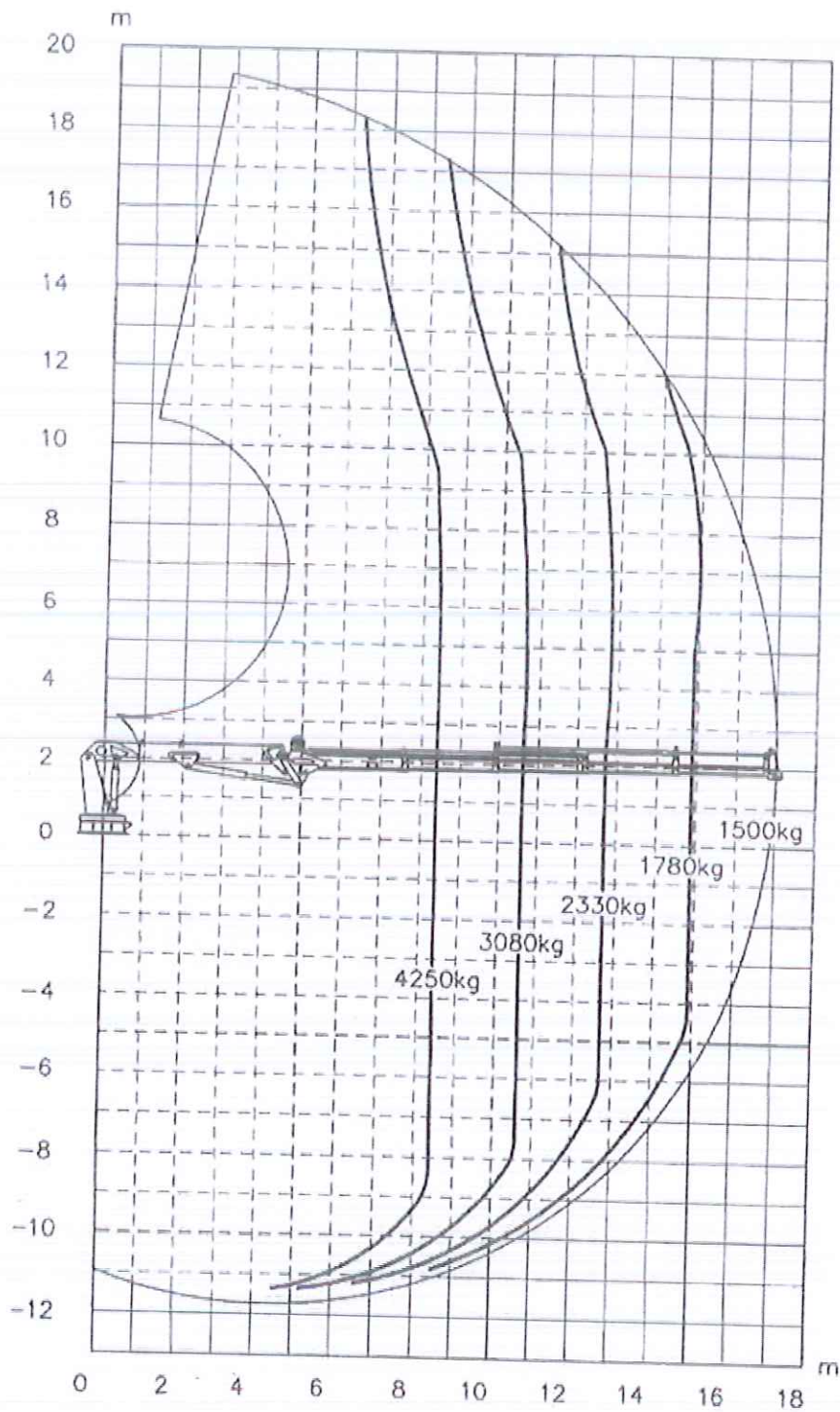
Bureau Veritas Marine & Offshore
Section 19367D.....
VU avec commentaires
 Dubai, 14-Apr-2022

(Electronic document)
 The plan approval office

SEE TECHNICAL COMMENT
NO: EPO/035-01/22/M
DATED: 13-APR-2022

FILENAME: EN-159-14-GA-001-REV. A - GENERAL ARRANGEMENT

3 - 3 Load diagram



The load indicated to the right of the curve can be handled with any loader function provided that the positions of the booms are optimized from a force point of view. The load shown above includes the weight of winch and hook.